

Shree Vrushabhendra Education Society's
Arts & Commerce College
Harugeri – 591 220

Dist : Belgaum

☎ 08331 – 257853

State : Karnataka

E-mail: svesaccharugeri@gmail.com website: www.svesaccharugeri.org

Internal Quality Assurance Cell



Annual Quality Assurance Report

2013-14

NAAC Track ID: NKACOGN-13233

Shree Vrushabhendra Education Society's
Arts & Commerce College
Harugeri – 591 220

Dist: Belgaum


08331 - 257853

State: Karnataka

E-mail: svesaccharugeri@gmail.com website: www.svesaccharugeri.org



: OUR EMBLEM :



The picture of Saint Shri Vrushabhendra in the heart of the emblem is our severance for his inspiration and blessings. Imparting quality education is his gift to our society. Our emblem is founded on the noblest principle of Gyana, Tapassu, Seva and Tyaga.

The picture of saint in the emblem represents Tapassu and Tyaga. Tapassu means work with devotion and dedication. Tyaga means Sacrifice without expecting any reward. It teaches to our students to work with devotion and dedication for society without expecting any reward.

The Book in the emblem represents knowledge i.e. Gyana. It is the light in the life of every one which takes them from darkness to brightness. The scripture at the bottom of the emblem “Shikshanave Jeevan” speaks the importance of education in human life. Education is continuous process through which one should get Gyana i.e knowledge.

: OUR VISION:

Competent and healthy youth for strong vibrant society.

: OUR MISSION :

To impart excellent and affordable quality higher education of global standard to the rural youths and prepare them to face global competition and help them to inculcate values of high moral and ethical standard by creating an ambience of co-living. Co-learning and contribute to the national development.

: OUR OBJECTIVES :

- Imparting total quality education
- Making curriculum relevant to the present needs
- To create awareness about global competencies among the youth
- Inculcating the sense of nationalism, integration and development
- Empowering students to take up challenging career opportunities
- Equal opportunities for all

Contents

Sl.No	Index	Page No
1	Part – A Details about the Institution	07 - 14
2	Part – B Criterion wise Information	15 - 37

**COMPOSITION OF THE IQAC
2013-14**

Sl.No	Name	Designation
1	Prof. A. D. Tonage - Principal	Chairman
2	Dr. V. S. Mali - Associate Professor	Co-ordinator
3	Prof. I. B. Bilagi - Associate Professor	Member
4	Prof. P. K. Hosure - Associate Professor	Member
5	Dr. C. R. Gudasi - Associate Professor	Member
6	Prof. A. V. Mendigeri - Associate Professor	Member
7	Prof. H. S. Biswagar - Associate Professor	Member
8	Shri. M. K. Wadeyar - Office Superintendent	Member
9	Shri. G. S. Darur - Chairman, S.V.E.Society's	Member
10	Shri. M. K. Bilagi - President, Alumni Association	Member
11	Shri. B. A. Jambagi - Parent Representative	Member
12	Miss. Supriya. Upadye - Student Representative	Member
13	Shri. Siddappa. Hosapeti - Student Representative	Member
14	Shri. M. S. Gubbewad - External Expert	Member
15	Shri. Jinnapp. B. Aski - Industry Representative	Member

Part – A

1. Details of the Institution

1.1 Name of the Institution

S.V.E.S. Arts & Commerce College, Harugeri

1.2 Address Line 1

Gokak Road, Harugeri

Address Line 2

City/Town

Harugeri

State

Karnataka (Dist: Belgaum)

Pin Code

591 220

Institution e-mail address

svsaccharugeri@gmail.com

Contact Nos.

08331 257853

Name of the Head of the Institution:

Prin. A.D. Tonage

Tel. No. with STD Code:

08331-257853

Mobile:

9448875221

Name of the IQAC Co-ordinator:

Mobile:

IQAC e-mail address:

1.3 NAAC Track ID

**1.4 NAAC Executive Committee
& Date**

1.5 Website address:

Web-link of the AQAR:

1.6 Accreditation Details

Sl. No.	Cycle	Grade	CGPA	Year of Accreditation	Validity Period
1	1 st Cycle	B+	-	2007	2012
2	2 nd Cycle				
3	3 rd Cycle				
4	4 th Cycle				

1.7 Date of Establishment of IQAC: DD/MM/YYYY

1.8 AQAR for the year:

1.9 Details of the previous year's AQAR submitted to NAAC after the latest Assessment and Accreditation by NAAC

- i. AQAR 2007-08 submitted to NAAC on 25/04/2013
- ii. AQAR 2008-09 submitted to NAAC on 25-04-2013
- iii. AQAR 2009-10 submitted to NAAC on 25-04-2013
- iv. AQAR 2010-11 submitted to NAAC on 25-04-2013
- v. AQAR 2011-12 submitted to NAAC on 01-05-2014
- vi. AQAR 2012-13 submitted to NAAC on 01-05-2014

1.10 Institutional Status

University State Central Deemed Private

Affiliated College Yes No

Constituent College Yes No

Autonomous college of UGC Yes No

Regulatory Agency approved Institution Yes No

Type of Institution Co-education Men Women

Urban Rural Tribal

Financial Status Grant-in-aid UGC 2(f) UGC 12B

1.11 Type of Faculty/Programme

Arts Science Commerce Law PEI (Phys Edu)

TEI (Edu) Engineering Health Science Management

Others (Specify)

P.G.-M.A.In Kannada,History,Sociology
(Distance Mode)
M.Phil & Ph.D in Kannada,History &
Development Studies.

1.12 Name of the Affiliating University (*for the Colleges*)

Rani Channamma University, Belagavi- Karnataka

1.13 Special status conferred by Central/ State Government

UGC/CSIR/DST/DBT/ICMR etc

Autonomy by State/Central Govt. / University

University with Potential for Excellence	<input type="text" value="-"/>	UGC-CPE	<input type="text" value="-"/>
DST Star Scheme	<input type="text" value="-"/>	UGC-CE	<input type="text" value="-"/>
UGC-Special Assistance Programme	<input type="text" value="✓"/>	DST-FIST	<input type="text" value="-"/>
UGC-Innovative PG programmes	<input type="text" value="-"/>	Any other (<i>Specify</i>)	<input type="text" value="-"/>
UGC-COP Programmes	<input type="text" value="✓"/>		

2. IQAC Composition and Activities

2.1 No. of Teachers	<input type="text" value="07"/>
2.2 No. of Administrative/Technical staff	<input type="text" value="01"/>
2.3 No. of students	<input type="text" value="02"/>
2.4 No. of Management representatives	<input type="text" value="01"/>
2.5. No. of Alumni	<input type="text" value="01"/>
2. 6. No. of any other stakeholder and community representatives	<input type="text" value="01"/>
2.7. No. of Employers/ Industrialists	<input type="text" value="01"/>
2.8. No. of other External Experts	<input type="text" value="01"/>
2.9 Total No. of members	<input type="text" value="15"/>
2.10 No. of IQAC meetings held	<input type="text" value="10"/>
2.11 No. of meetings with various stakeholders:	<input type="text" value="10"/> No. Faculty <input type="text" value="04"/>
Non-Teaching Staff Students	<input type="text" value="02"/> Alumni <input type="text" value="02"/> Others <input type="text" value="02"/>
2.12 Has IQAC received any funding from UGC during the year? Yes <input checked="" type="checkbox"/> No <input type="checkbox"/>	
If yes, mention the amount	<input type="text" value="3,00,000"/>

2.13 Seminars and Conferences (only quality related)

(i) No. of Seminars/Conferences/ Workshops/Symposia organized by the IQAC

Total Nos. International National State Institution Level

(ii) Themes

<ol style="list-style-type: none">1. Use of ICT in teaching2. Innovative methods in teaching learning and evaluation3. Computer knowledge for administrative staff
--

2.14 Significant Activities and contributions made by IQAC

- Formation of functioning committees for the year
- Finalization of calendar of events and its implementation
- Evaluation of academic performance
- Initiatives taken for organization of National Seminars
- Organization of workshop on research methodology

2.15 Plan of Action by IQAC/Outcome

The plan of action chalked out by the IQAC in the beginning of the year towards quality enhancement and the outcome achieved by the end of the year *

SI No	Plan of Action	Achievements
1	National Level Seminar	National Level Seminar is conducted by department of Commerce on 27 th and 28 th September 2013 on Agricultural Financing – Issues and Challenges.
2	Staff Inspiration for Research Work	Dr. P.B. Naragund and Dr. H.S. Biswagar awarded Ph.D. in December 2013. Principal A.D. Tonage and Prof. I.R. Kokatanur submitted their thesis.
3	Financial Aid to the Students	Various government scholarship are given to the deserving students with financial assistance by the college for meritorious students.
4	Campus Placement	Final year students attended state level job fair at Examba organized by Karnataka Government
5	Plan to Merge BCA in the College	Process is at final stage in government level
6	University Sports	College organized university level in Hand-Ball tournament
7	Staff participation in Faculty Development Programme	Staff participated in 34 faculty development programmes, 8 paper were presented and 2 worked as resource persons in 15 events.
8	Introduction of Bio Metrics for Staff and C.C TV Cameras in Campus	Both are installed

* Attach the Academic Calendar of the year as Annexure.

2.15 Whether the AQAR was placed in statutory body Yes No

Management Syndicate Any other body

Provide the details of the action taken

Information recorded in AQAR is verified by the management and IQAC Cell and approved with some corrections and additions

Part – B
Criterion – I

1. Curricular Aspects

1.1 Details about Academic Programmes

Level of the Programme	Number of existing Programmes	Number of programmes added during the year	Number of self-financing programmes	Number of value added / Career Oriented programmes
Ph.D.	03	-	03	-
P.G.	03	-	03	-
U.G.	02	-	-	04
P.G. Diploma	-	-	-	-
Advanced Diploma	-	-	-	-
Diploma	-	-	-	-
Certificate	07	01	08	-
Others	-	-	-	-
Total	15	01	14	04

- 1.2 (i) Flexibility of the Curriculum: CBCS/Core/**Elective option ✓** / Open options
(ii) Pattern of programmes:

Pattern	Number of programmes
Semester	BA and B.Com
Trimester	-
Annual	M.A. (Distance Mode), M.Phil and Ph.D.

1.3 Feedback from stakeholders*Alumni Parents Employers Students
(*On all aspects*)

Mode of feedback: Online Manual Co-operating schools
(for PEI)

**Please provide an analysis of the feedback in the Annexure*

1.4 Whether there is any revision/update of regulation or syllabi, if yes, mention their salient aspects.

- Workshop conducted at University level for revision of B.Com syllabus. Department staff participated
- Staff members of History, Kannada, Political Science, Commerce, English and Economics have participated in curriculum redesigning workshops.

1.5 Any new Department/Centre introduced during the year. If yes, give details.

No

Criterion – II

Teaching, Learning and Evaluation

2.1 Total No. of permanent faculty

Total	Asst. Professors	Associate Professors	Professors	Others
17	-	17	-	-

2.2 No. of permanent faculty with Ph.D. (2 staff members already submitted their Ph.D thesis)

2.3 No. of Faculty Positions Recruited (R) and Vacant (V) during the year

Asst. Professors		Associate Professors		Professors		Others		Total	
R	V	R	V	R	V	R	V	R	V
17	01	17	-	-	-	-	-	17	01

2.4. No. of Guest and Visiting faculty

and Temporary faculty

<input type="text" value="06"/>	<input type="text" value="-"/>	<input type="text" value="-"/>
---------------------------------	--------------------------------	--------------------------------

2.5 Faculty participation in conferences and symposia:

No. of Faculty	International level	National level	State level
Attended	-	22	12
Presented papers	-	03	05
Resource Persons	-	05	10

2.6 Innovative processes adopted by the institution in Teaching and Learning:

1. Adoption of students centric methods in teaching learning and evaluation
2. Conducting remedial courses for slow learners
3. Continues evaluations of students
4. Application of ICT in teaching
5. Internet facility for all systems in the Computer Lab with LAN facility

2.7 Total No. of actual teaching days during this academic year 245

2.8 Examination/ Evaluation Reforms initiated by the Institution (for example: Open Book Examination, Bar Coding, Double Valuation, Photocopy, Online Multiple Choice Questions)

Internal test are conducted by the college and reported to the university. Main exam is conducted by university and evaluation is done by the university

2.9 No. of faculty members involved in curriculum restructuring/revision/syllabus development as member of Board of Study/Faculty/Curriculum Development workshop 06 - -

2.10 Average percentage of attendance of students 87%

2.11 Course/Programme wise distribution of pass percentage:

Title of the Programme	Total no. of students appeared	Division				
		Distinction %	I %	II %	III %	Total Pass %
B.A.	161	51.56	14.84	-	33.59	90.78
B.Com	86	26.58	32.91	2.53	37.97	91.86

2.12 How does IQAC Contribute/Monitor/Evaluate the Teaching & Learning processes:

1. Preparation of calendar of events for college and all departments
2. Preparation and approval of teaching plans of the faculty
3. Application of mentoring system
4. Conducting of remedial classes after internal examination result
5. Feedback collection from students and teachers
6. Use of ICT (Information Communication Technology) in teaching process
7. Inspiring faculty to participate in faculty development programme
8. Project reports by students in teaching learning process
9. Encouraging faculty to apply for Minor Research Projects under UGC

2.13 Initiatives undertaken towards faculty development

Faculty / Staff Development Programmes	Number of faculty benefitted
Refresher courses	-
UGC – Faculty Improvement Programme	-
HRD programmes	-
Orientation programmes	02
Faculty exchange programme	10
Staff training conducted by the university	02 (RUSA)
Staff training conducted by other institutions	-
Summer / Winter schools, Workshops, etc.	01
Others	-

2.14 Details of Administrative and Technical staff

Category	Number of Permanent Employees	Number of Vacant Positions	Number of permanent positions filled during the Year	Number of positions filled temporarily
Administrative Staff	18	01	-	-
Technical Staff	01	-	-	01

Criterion – III

Research, Consultancy and Extension

3.1 Initiatives of the IQAC in Sensitizing/Promoting Research Climate in the institution

<ol style="list-style-type: none"> 1. Involvement of UG students in research work 2. Encouragement of staff to go for Ph.D. 3. Conducting workshop on research activity 4. Recognition of Ph.D. awardees among the staff 5. ICT and library facility for Research scholars

3.2 Details regarding major projects

	Completed	Ongoing	Sanctioned	Submitted
Number	-	-	-	-
Outlay in Rs. Lakhs	-	-	-	-

3.3 Details regarding minor projects

	Completed	Ongoing	Sanctioned	Submitted
Number	-	01	-	-
Outlay in Rs. Lakhs	-	50,000/-	-	-

3.4 Details on research publications

	International	National	Others
Peer Review Journals	-	07	07
Non-Peer Review Journals	-	03	03
e-Journals	-	-	-
Conference proceedings	-	-	-

3.5 Details on Impact factor of publications:

Range Average h-index Nos. in SCOPUS

3.6 Research funds sanctioned and received from various funding agencies, industry and other organisations

Nature of the Project	Duration Year	Name of the funding Agency	Total grant sanctioned	Received
Major projects	-	-	-	-
Minor Projects	2011-14	UGC	45,000	-
		Vimochana	1,00,000	
Interdisciplinary Projects	-	-	-	-
Industry sponsored	-	-	-	-
Projects sponsored by the University/ College	2013-14	Hampi University	25000	25000
Students research projects (<i>other than compulsory by the University</i>)	-	-	-	-
Any other(Specify)	2013-14	B.R. Darur Research Centre	50,000	-
Total	-	-	220000	25000

3.7 No. of books published i) With ISBN No. Chapters in Edited Books

ii) Without ISBN No.

3.8 No. of University Departments receiving funds from

UGC-SAP CAS DST-FIST

DPE DBT Scheme/funds

3.9 For colleges Autonomy CPE DBT Star Scheme

INSPIRE CE Any Other (specify)

3.10 Revenue generated through consultancy Honorary consultancy

3.11 No. of conferences organized by the Institution

Level	International	National	State	University	College
Number	-	01	02	-	02
Sponsoring agencies	-	UGC	College	-	College

3.12 No. of faculty served as experts, chairpersons or resource persons 04

3.13 No. of collaboration International - National - Any other 02

3.14 No. of linkages created during this year 03

3.15 Total budget for research for current year in lakhs:

From Funding agency 0.45 From Management of University/College 0.65

Total 1. 10

3.16 No. of patents received this year

Type of Patent		Number
National	Applied	-
	Granted	-
International	Applied	-
	Granted	-
Commercialised	Applied	-
	Granted	-

3.17 No. of research awards/ recognitions received by faculty and research fellows
Of the institute in the year

Total	International	National	State	University	Dist	College
02	-	-	-	-	02	-

3.18 No. of faculty from the Institution who are Ph. D. Guides
And students registered under them

Ph.D. - 03
M.Phil - 04

3.19 No. of Ph.D. awarded by faculty from the Institution
(4 staff members already submitted their Ph.D thesis)

3.20 No. of Research scholars receiving the Fellowships (Newly enrolled+ existing ones)

JRF SRF Project Fellows Any other

3.21 No. of students Participated in NSS events: Intake 100

University level State level
National level International level

3.22 No. of students participated in NCC events: -

University level State level
National level International level

3.23 No. of Awards won in NSS: -

University level State level
National level International level

3.24 No. of Awards won in NCC: -

University level State level
National level International level

3.25 No. of Extension activities organized

University forum College forum
NCC NSS Any other

3.26 Major Activities during the year in the sphere of extension activities and Institutional Social Responsibility

- Disaster management training by Youth Red Cross
- Activities through NSS camp
- Health awareness programme
- Voting Awareness Rally

Criterion – IV
4. Infrastructure and Learning Resources

4.1 Details of increase in infrastructure facilities:

Facilities	Existing	Newly created	Source of Fund	Total
Campus area	1.28 acr	-	Management fund	-
Class rooms	22	-	Management & UGC funds	22
Laboratories	01	01	UGC and Management	02
Seminar Halls	01	-	Management fund	01
No. of important equipments purchased (\geq 1-0 lakh) during the current year.	Comp - 53 Xerox - 04 Generator -02 Printer - 04 Projector - 04 LCD - 03	-	Management & UGC funds	Comp - 53 Xerox - 04 Generator -02 Printer - 04 Projector - 04 LCD - 03
Value of the equipment purchased during the year (Rs. in Lakhs)	32,31,156 (Thirty Two Lakh Thirty One thousand One hundred Fifty Six only)			

4.2 Computerization of administration and library

Partially computerized

4.3 Library services:

	Existing		Newly added		Total	
	No.	Value	No.	Value	No.	Value
Text Books	12609	135427 2	1135	184841	13744	1539113
Reference Books	5552	600980	487	79217	6039	680197
e-Books	-	-	-	-		
Journals	24	46480	-	8805	24	55285
e-Journals	-	-	-	-		
Digital Database	-	-	-	-		
CD & Video	104	17794	-	-	104	17794
Others (specify)	61	9120	-	-	61	9120

4.4 Technology up gradation (overall)

	Total Computers	Computer Labs	Internet Connection	Browsing Centres	Computer Centres	Office	Departments	Others
Existing	53	01	53	01	-	01	13	-
Added	-	01	-	-	-	-	-	-
Total	53	02	53	01	-	01	13	-

4.5 Computer, Internet access, training to teachers and students and any other programme for technology up gradation (Networking, e-Governance etc.)

- Training is given to the faculty on internet access and administration of office software for non teaching staff

4.6. Amount spent on maintenance in lakhs :

i) ICT

0.6599 Lakhs

ii) Campus Infrastructure and facilities

0.8827 Lakhs

iii) Equipments

0.0073 Lakhs

iv) Others

0.3794 Lakhs

Total :

1.929 Lakhs

Criterion – V
5. Student Support and Progression

5.1 Contribution of IQAC in enhancing awareness about Student Support Services

- Awareness about various Government and Non-Government scholarships.
- Special benefits for SC/ST students.
- Placement & counselling service.
- Workshop on self employment.
- Remedial courses.
- Welfare schemes

5.2 Efforts made by the institution for tracking the progression

- Conducting induction programme for First year student
- Provision of various financial aid to qualified students
- Training programme from placement cell
- All round observation of each student through mentor system
- Involvement of students in extension programme

5.3 (a) Total Number of students

UG	PG	Ph. D.	M.Phil	Others
900	163	04	06	-

(b) No. of students outside the state

01

(c) No. of International students

-

U.G.						P.G., M.Phil and Ph.D.					
	No	%		No	%		No	%		No	%
Men	606	67.3	Women	294	32.7	Men	80	46.25	Women	93	53.75

Last Year (2011-12) U.G.						This Year (2012 -13) U.G.					
General	SC	ST	OBC	Physically Challenged	Total	General	SC	ST	OBC	Physically Challenged	Total
15	127	18	618	08	778	61	148	25	666	07	900

Admission ratio 1:1

Dropout % 19.8

5.4 Details of student support mechanism for coaching for competitive examinations (If any)

- Training programme for students by 'Spardha Spurti' – Bangalore
- Organization of workshop for outgoing students on preparation of competitive examination
- Coaching for students for civil service and bank exams under entry in service scheme

No. of students beneficiaries

120

5.5 No. of students qualified in these examinations

NET	02	SET/SLET	02	GATE	-	CAT	-
IAS/IPS etc	-	State PSC	-	UPSC	-	Others	15

.6 Details of student counselling and career guidance

1. Counselling of the students at entry level.
2. Addressing grievances relating academic aspects.
3. Workshop on career guidance at exit level.
4. Helping placement cell in placement process.

No. of students benefitted

5.7 Details of campus placement

<i>On campus</i>			<i>Off Campus</i>
Number of Organizations Visited	Number of Students Participated	Number of Students Placed	Number of Students Placed
-	-	-	30 students participated at job fair in Examba

5.8 Details of gender sensitization programmes

- Programmes on women empowerment
- Special lecture by medical officer on gender sensitization

5.9 Students Activities

5.9.1 No. of students participated in Sports, Games and other events

State/ University level National level International level

No. of students participated in cultural events

State/ University level National level International level

5.9.2 No. of medals /awards won by students in Sports, Games and other events

Sports: State/ University level National level International level

Cultural: State/ University level National level International level

5.10 Scholarships and Financial Support

	Number of students	Amount
Financial support from institution	09	18000
Financial support from government	590	3135966
Financial support from UGC	280	789600
Number of students who received International/ National recognitions	-	-

Refund of tuition fees to highest scorers of each class in previous examinations.

5.11 Student organised / initiatives

Fairs : State/ University level National level International level

Exhibition: State/ University level National level International level

5.12 No. of social initiatives undertaken by the students

5.13 Major grievances of students (if any) redressed: Nil

Criterion – VI

6. Governance, Leadership and Management

6.1 State the Vision and Mission of the institution

Vision

Competent and healthy youth for strong vibrant society.

Mission

To impart excellent and affordable quality higher education of global standard to the rural youths and prepare them to face global competition and help them to inculcate values of high moral and ethical standard by creating an ambience of co-living, Co-learning and contribute to the national development.

6.2 Does the Institution has a management Information System

Yes

6.3 Quality improvement strategies adopted by the institution for each of the following:

6.3.1 Curriculum Development

- Faculty participated in curriculum development programmes conducted by the University.
- Suggestions are given to BOS about changes to be made in curriculum.
- Faculty members also involved in syllabus redesigning process of other Universities.

6.3.2 Teaching and Learning

- Innovative teaching methods
- Use of modern teaching aids
- Mentor system
- Remedial courses
- Feedback collection

6.3.3 Examination and Evaluation

- Periodical internal examinations
- Identification of weak students
- Regular evaluation through mentor
- Conducting remedial classes.
- Evaluation process as per the norms of University

6.3.4 Research and Development

- Encouragement and involvement of students in research activities
- Conducting workshop for students and staff to create Research Culture.

6.3.5 Library, ICT and physical infrastructure / instrumentation

- Partial automation of Library activities.
- ICT facility in teaching process
- Internet facility
- Use of Wi-Fi in Campus
- Increase in volume and titles in books.

6.3.6 Human Resource Management

- Staff appointment as per University and Government norms.
- Updating staff knowledge through participation in faculty development programmes.
- Collection of staff feedback from stakeholders.
- Introduction of welfare schemes for the staff.

6.3.7 Faculty and Staff recruitment

- 95% of sanctioned posts are permanent.
- 6 Guest faculty appointed in this academic year.

6.3.8 Industry Interaction / Collaboration

Institutional collaboration

1. Kannada University, Hampi
2. KSOU, Mysore
3. KU, Dharwad
4. Brahmand Sagar Industry, Harugeri
5. Vimochana, Athani
6. Krishna sugar, Halyal

6.3.9 Admission of Students

1. Admission and intake ratio is 1:1
2. Student counselling at the time of selection of course and subject combination.
3. Admission process through admission committee
4. Computerization of admission process

6.4 Welfare schemes for

Teaching	Employees credit society for financial help.
Non teaching	
Students	Fee concessions, scholarships are being given for students
	Healthcare facility provided for students and staff

6.5 Total corpus fund generated

6.6 Whether annual financial audit has been done Yes No

6.7 Whether Academic and Administrative Audit (AAA) have been done?

Audit Type	External		Internal	
	Yes/No	Agency	Yes/No	Authority
Academic	-	-	Yes	IQAC
Administrative	-	-	Yes	Management

6.8 Does the University/ Autonomous College declare results within 30 days?

For UG Programmes Yes No

For PG Programmes Yes No

6.9 What efforts are made by the University/ Autonomous College for Examination Reforms?

Not Applicable

6.10 What efforts are made by the University to promote autonomy in the affiliated/constituent colleges?

Not Applicable

6.11 Activities and support from the Alumni Association

- Adoption of poor students by alumni members
- Alumni participation in important functions of the college
- Recognition of meritorious students and sportsman

6.12 Activities and support from the Parent – Teacher Association

- Parent – Teachers meet held twice in a year to exchange feedback for over all development of the Institution.

6.13 Development programmes for support staff

- Training programme for supportive staff on office automation.

6.14 Initiatives taken by the institution to make the campus eco-friendly

- Campus greenery.
- Rain water harvesting.
- Efforts to make campus silent zone.
- Campus cleanliness.

Criterion – VII

7. Innovations and Best Practices

7.1. Innovations introduced during this academic year which have created a positive impact on the functioning of the institution. Give details.

- Refund of tuition fees to highest scorer in their respective classes.
- Active involvement of students and faculty in extension activities.
- To impart meta-physical education through yoga and meditation.
- Lending of Library Books to poor and meritorious students throughout the year.
- Incentives for poor students under 'Earn while you learn' scheme.

7.2. Provide the Action Taken Report (ATR) based on the plan of action decided upon at the beginning of the year

- National Level Seminar is conducted by department of Commerce on 27th and 28th September 2013 on Agricultural Financing – Issues and Challenges.
- Dr. P.B. Naragund and Dr. H.S. Biswagar awarded Ph.D. in December 2013. Principal A.D. Tonage and Prof. I.R. Kokatanur submitted their thesis.
- Various government scholarship are given to the deserving students with financial assistance by the college for meritorious students.
- Final year students attended state level job fair at Examba organized by Karnataka Government.
- Process of merging BCA in the college is at final stage in government level
- College organized university level in Hand-Ball tournament.
- Staff participated in 34 faculty development programmes, 6 paper were presented and 2 worked as resource persons.
- C.C. TV Camera and Bio Metrics are installed in the Campus.
- Organisation of state level workshop and cultural meet.

7.3 Give two Best Practices of the institution

- Introduction of “Earn while you learn” scheme.
- Refund of tuition fee to highest scorers.
- Highest financial aid to the students in form of Government scholarships and fee concessions.

7.4 Contribution to environmental awareness / protection.

- ‘Environmental study’ is introduced as subject for B.A. IInd Sem students to create awareness about environmental awareness.
- Action taken to keep college campus as smoke free zone.

7.5. Whether environmental audit was conducted?

Yes

No

✓ Maintenance and general observations

7.6 Any other relevant information the institution wishes to add. (For example SWOT Analysis)

SWOT analysis:

1. Strength:

- Aided institution.
- Highest Ranks and Gold Medals from University.
- Research programmes.
- Experienced faculty.
- Increased enrolment.

2. Weakness:

- Unhealthy competition by other institutions.
- Location of college in rural area.
- Compact campus.
- Communication problems in English language.

3. Opportunities:

- Strengthen Competitive capacity of our institution.
- Expansion of programmes.

3. Threat:


- Diversion of students to non-conventional courses.

8. Plans of institution for next year

Institutional plans for the year 2014-15


- To go for NAAC reaccreditation – 2nd Cycle.
- To merge BCA in the college.
- Organize workshops and seminars.
- To take Minor Research Project under XIIth UGC Plan.
- To construct fresh rooms for students and sanitary blocks for administrative staff.

Name: Dr. V .S. Mali



Coordinator, IQAC

Name: Prin. A. D. Tonage



Chairperson, IQAC

Annexure – I

Calendar of Events for the year 2013-2014

Sl.No	Month & week	Events
1st Term		
1	17-06-2013	Reopening Day
2	June Third week	Commencement of Classes
3	July Last week	Induction programme for 1 st year students
	August First week	Inauguration of Cultural Activities
4	15 th August	Independence Day
5	Aug III rd week	First Internal Test
6	5 th September	Teachers Day
7	September III rd week	Alumni and Parents meet
8	24 th September	NSS Day
	2 nd October	Mahatma Gandhi Jayanti & Shastriji Jayanti Celebration
9	Oct II week	Second Internal Test
10	October last week	Commencement of main exams
2nd Term		
11	16-12-2013	Reopening Day
12	Dec 3 rd week	Commencement of Classes
13	Dec Last week	AIDS awareness programme
14	1 st January 2013	New Year Celebration
15	26 th January	Republic Day
16	Feb second week	First Internal Test
17	8 th March	Women's Day
18	March last week	Alumni and Parents meet
19	April 1 st week	Second Internal Test
20	April 2 nd week	Cultural Activities & Annual Sports
21	14-04-2012	Dr. B. R. Ambedkar Jayanti
22	April II nd week	Feedback collection from students
23	April 3 rd week	Annual Day
24	April Last week	Commencement of main exams

Annexure – II

Analysis of feedback collection from students and other stakeholders

Following analysis is made by the IQAC based on feedback collection from various stakeholders:-

1. Students request to invite MNC companies for campus interview in the college.
2. Request for increase in sanitary blocks in campus.
3. Request to start classes from 9 am insted of 8am due to transport problem
4. Request to increase in number of students under 'earn while you learn' scheme.
5. Request for increase in issue of Library books.
6. Request for minimization of syllabus for each sem in commerce subjects.